

# DEMOGRAPHIC SURVEY RESULTS

THANK YOU to the 1,563 of you who completed this survey last week. It will be a great help in painting an accurate picture of our church to any potential senior pastor candidates. Here are the percentages given in response to each question.

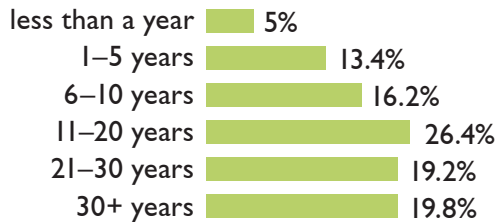
## GENDER

Female 57.5%

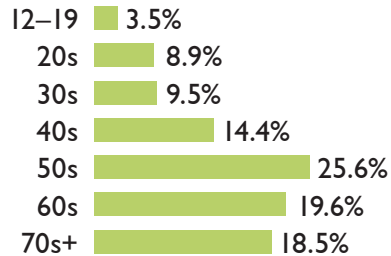
Male 42.5%



## I HAVE REGULARLY ATTENDED EV. FREE FULLERTON FOR:



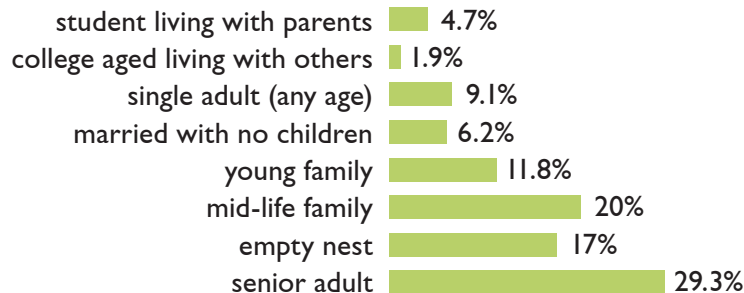
## MY AGE IS:



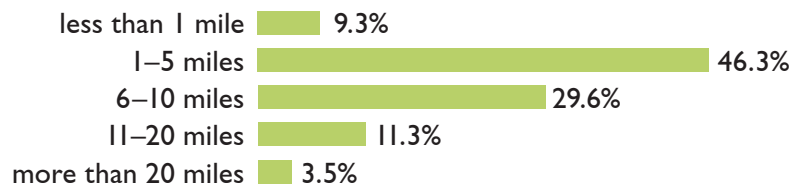
## MY MARITAL STATUS IS:



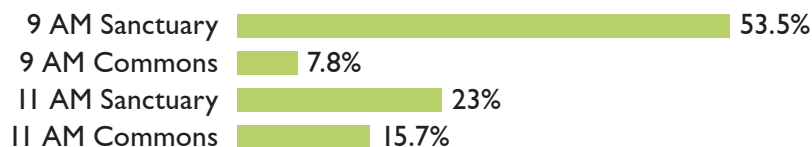
## MY STAGE OF LIFE COULD BEST BE DESCRIBED AS:



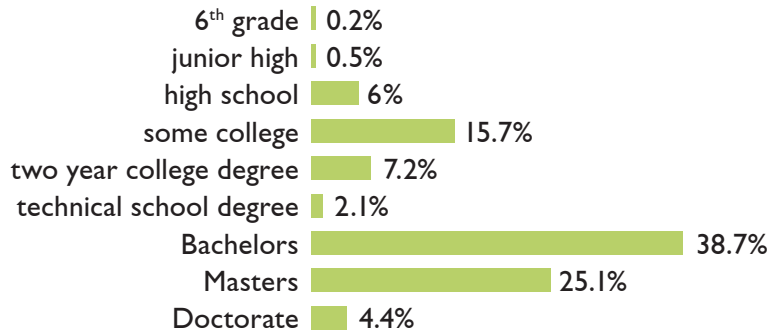
## THE DISTANCE I TRAVEL TO CHURCH IS:



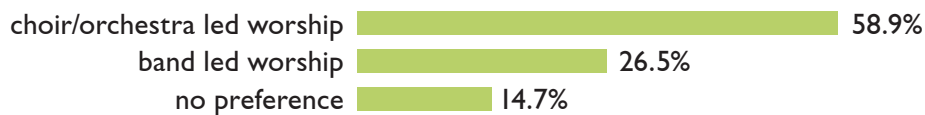
## THE WORSHIP SERVICE THAT I REGULARLY ATTEND IS:



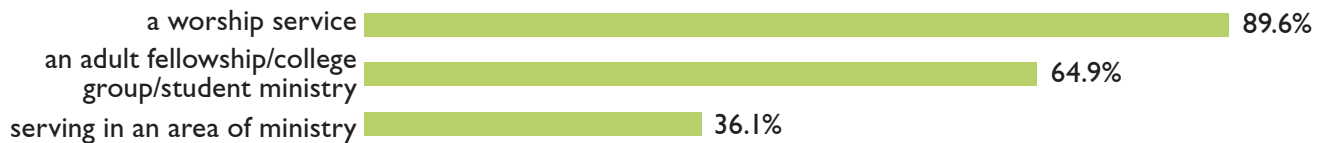
**MY HIGHEST LEVEL OF EDUCATION:**



**IF MY SELECTION OF WORSHIP SERVICES WERE TO BE BASED STRICTLY ON THE WORSHIP STYLE, I WOULD CHOOSE:**



**I REGULARLY PARTICIPATE IN THESE ACTIVITIES ON SUNDAY (MARK ALL THAT APPLY):**



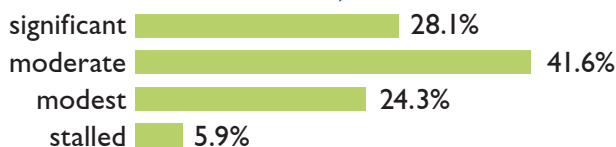
**OTHER THAN AN ADULT FELLOWSHIP, I REGULARLY PARTICIPATE IN A SMALL GROUP THAT HELPS ME GROW SPIRITUALLY:**



**I REGULARLY SERVE IN A MINISTRY:**



**DURING THE PAST YEAR, I SENSE MY SPIRITUAL GROWTH HAS BEEN:**



**IN ADDITION TO MY RESPONSES ABOUT WORSHIP, GROUPS AND MINISTRY, MY PERSONAL PRACTICES THAT HELP ME GROW SPIRITUALLY ARE (MARK ALL THAT APPLY):**

